



GRESHAM



RISE HEIGHT ADJUSTABLE

PRODUCT DATA SPECIFICATION

RISE HEIGHT ADJUSTABLE

PRODUCT DATA SPECIFICATION

A stand alone height adjustable desk.

Material

Top panel 25mm Thick Melamine faced chipboard. Tops are edged all around with 2mm thick impact resistant ABS.

Leg frames can be adjusted between 635mm and 1290mm high and are adjusted by electric motor operated via simple touch pad.

Metalwork is coated in a durable epoxy powder coated finish.

Supplied with Plastic 3 part bench style cable port.

Considerations

- Offered in a range of sizes and foot prints see price guide.
- 4 controller options available with a range of functions available from simple up and down to programmable with pre set heights and calorie counter.
- Controller fitted to the right hand side of the desk.
- Optional wire baskets available conforms to BS6396: 2011.
- Can be used with a range of through desk monitor arms.
- Delivered fully assembled please ensure suitable access is available.
- Maximum loading 110kg.

Features



Type 'A' Control Panel

Ideal for users who only require up & down functions. Panel can be retracted when not in use.



Type 'B' Control Panel

As well as the Up and Down functions, this panel can be programmed with up to three set heights.



Type 'C' Control Panel


As well as the Up and Down functions, this panel can be programmed with up to three set heights, with digital height display.




Type 'D' Control Panel

This panel has all the functionality of Type 'C' with the added feature that it will remind you when to stand, track when the desk is used and displays calories burned.

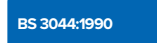
Square edge



Certification



Conformity



Environment



Quality



100% Recyclable



Work Surface



Guarantee



Dimensions

For full details see our price guide



Easily adjusted via a finger touch pad